



Product Technical Data Sheet

Model 215EL

Description

The 215EL is a dual 15" high powered vented loudspeaker, designed for low bass and subwoofer applications.

The 15" drivers for the 215EL use a Neo magnet structure and a high-temperature voice coil.

Key Features:

- Ported front loaded driver design with dual woofer chambers
- 13-ply Baltic Birch cabinets
- Extensive internal bracing
- Integrated rigging points

Applications

Developed for a wide range of professional applications where the highest quality is required

- Portable PA
- Installation under stages
- Flown to supplement main clusters
- Placed between two full range boxes as part of an engineered cluster design



Product Specifications	
Operating Range ¹	37Hz- 800Hz
Sensitivity (1W/1M) ²	101dB
Power Handling ³	1000W (64 Volts) AES/2
Recommended Amp Power for Max Output	2000 Watts @ 4 ohms
Max SPL (calculated) 1 Meter	131dB Cont. / 137dB Peak
Nominal Impedance	4 Ohms
Transducers	2 x 15" Woofers
Input	NL4 x2 Pair 1 = Woofers 1 & 2
Dimensions	45.31" (115cm) H 22" (56cm) W 23.5" (60cm) D
Enclosure	13ply Baltic Birch
Weight	105lbs (47.6kg) Shipping 180lbs (81.7kg)
Rigging	16 points (3/8"/16 threaded inserts)
Finish Options	Black Latex White Latex Paintable Natural Finish

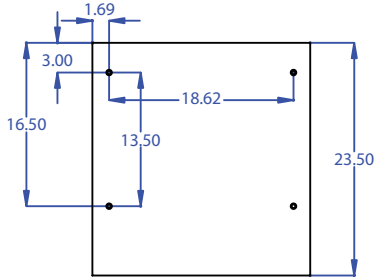
1. LF at -10dB

2. Full bandwidth pink noise is applied and amplified to a level and measured at the loudspeaker terminals - corresponding to 1 Watt as referenced to the loudspeakers nominal impedance. SPL is measured in a half-space environment in the loudspeakers far field. Data is extrapolated to 1 Meters distance from the loudspeaker.

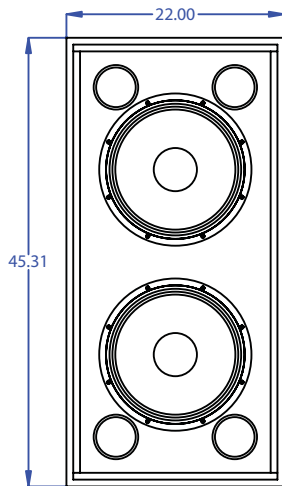
3. AES established with ambient temperature at 22C in accordance with AES/2-1984 standard. IEC stated in RMS voltage according to IEC 268-5



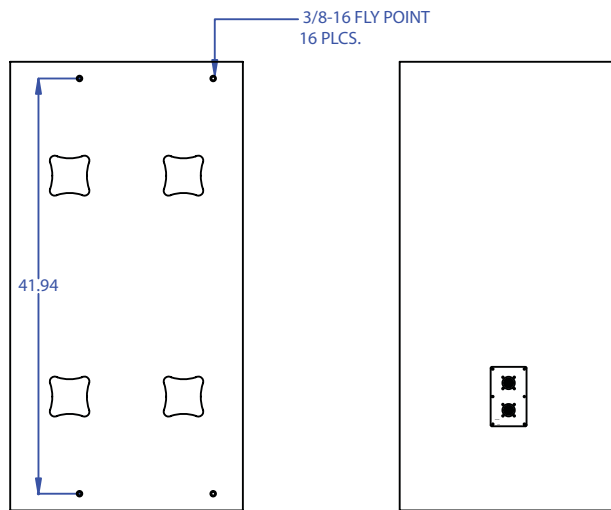
215EL Drawings



TOP



FRONT



SIDE

BACK